

## MARTIN STANDARD

Value priced doors with classic designs, durable and virtually maintenance free.



Short Panel / White Mist

68 Steel-Framed Smoked Windows / Grooved Panel / Desert Taupe





Grooved Panel / Light Almond

Canterbury Windows / Long Panel / Dark Brown



# MARTIN STANDARD



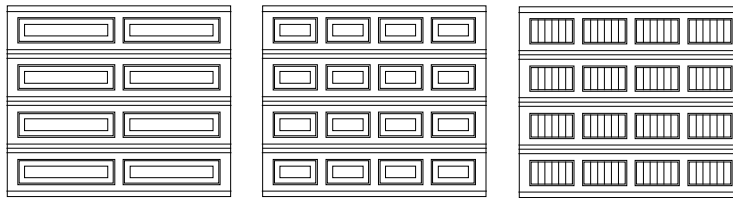
Grooved Panel / Dark Brown



Long Panel / White Mist / Full Windows / With Antique Hardware

## PANEL STYLES<sup>†</sup>

25 gauge steel. 4-section 8' (2438) high.



Long

Short

Grooved

(For any other Tongue & Groove joint panels, please see the commercial line)

## COLORS

Long-lasting baked-on enamel paint.

### STEEL PAINT COLORS - 5 Year Warranty<sup>†</sup>



White Mist

Light Almond

Dark Brown

Desert Taupe

### POWDER COAT COLORS<sup>^†</sup>

(See full list of colors on pages 42 - 43)



## INSULATION

Add insulation for thermal efficiency, noise reduction, durability, and minimal upkeep.

**i2 R8** Steel + Insulation + Vinyl

**i3 R8** Steel + Insulation + Steel

**i4 R14** Steel + 2 Insulation Layers + Steel

<sup>^</sup> Powder coated doors are insulated.

<sup>†</sup> See manufacturer's written warranty for details and limitations.

## HARDWARE

Includes roller, track and accessories for a strong and lasting door system.  
 (More information on page 46)



**Martin Premium Hardware Package - Lifetime Warranty<sup>†</sup>**



**Martin Standard Hardware Package - 5 Year Warranty<sup>†</sup>**

## WINDOWS

Available in acrylic or tempered glass and in Classic or Steel-Framed windows.  
 (See pages 38-39)


## WINDOW TINT

Insulated glass options are available on most window types.  
 (See p. 38 for full tint options) Glass and acrylic have different tints.

### GLASS / ACRYLIC



Clear



Frosted



Bronze  
(Tinted)



Gray  
(Tinted)




Smoked  
(Tinted)

### LAMINATE



Clear



White

## EXTRA OPTIONS

(More information on page 44)

- MAIL SLOTS
- VENTS
- T-HANDLE LOCK
- INSIDE LOCK
- VAULT RELEASE
- ANTIQUE HARDWARE

## SECTION JOINT



**Tongue & Groove Joint**  
 Industry standard tongue and groove joint.

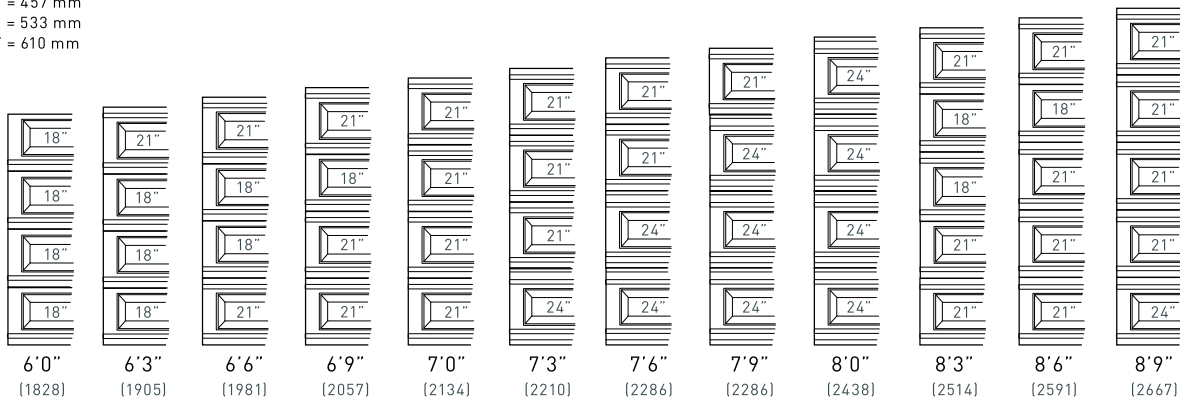


**Safety Joint**  
 Martin safety joint helps protect fingers and hands from serious injury.

## DOOR HEIGHT EXAMPLES<sup>^</sup>

For heights above 8' 9" [2667] refer to door height examples on page 41.

MEASUREMENTS:  
 18" = 457 mm  
 21" = 533 mm  
 24" = 610 mm



<sup>^</sup> Please note that the Martin Standard and the Cornerstone tongue and groove joint 8' [2438] is 4 sections vs 5 section for the 8' Safety Joint Cornerstone.