

# COPPER

Made from the purest copper, these unique doors offer a rare and distinctive look that will naturally patina, developing with time a breathtaking look.



Flush Panel (No Rib) / Copper / Commercially Aged

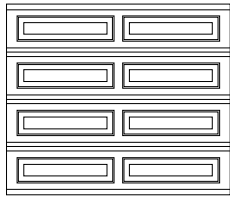


Long Panel / Copper

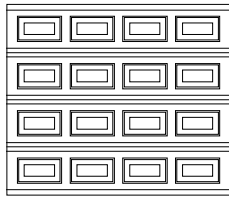
# COPPER

## PANEL STYLES<sup>†</sup>


 - Lifetime Warranty<sup>†</sup> 99.9% Copper Metal.




Long




Short



Ribbed



Grooved



Flush (With Rib)



Flush (No Rib)


## HARDWARE



### Powder Coated Hardware

All Copper model doors come with a white powder coated track and hardware.

## COLOR



Installed with new copper and in time, the copper door will naturally patina. Patina rates will vary depending on environment.

99.9% Copper Metal

## CLASSIC WINDOWS

Available in acrylic, tempered glass and insulated glass.

[See pages 38 - 39]

## WINDOW TINT

Insulated glass options are available on most window types.

[See p. 38 for full tint options] Glass and acrylic have different tints.

### GLASS / ACRYLIC



Clear



Frosted



Bronze  
(Tinted)



Gray  
(Tinted)




Smoked  
(Tinted)

### LAMINATE



Clear



White

## INSULATION\*

All doors are insulated with steel backing for thermal efficiency, noise reduction, durability, and minimal upkeep.

i4

**R14**

Copper + 2 Insulation Layers + Steel

i3

**R8**

Copper + Insulation + Steel

## HARDWARE

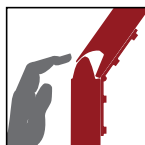
Includes roller, track and accessories for a strong and lasting door system.

[More information on page 46]

**P**

Martin Premium Hardware Package

## SECTION JOINT



### Safety Joint

Martin safety joint helps protect fingers and hands from serious injury.

## EXTRA OPTIONS

[More information on page 44]

- MAIL SLOTS
- VAULT RELEASE
- T-HANDLE LOCK
- VENTS
- INSIDE LOCK
- ANTIQUE HARDWARE

<sup>†</sup> See manufacturer's written warranty for details and limitations.

\* i3 Insulation comes standard